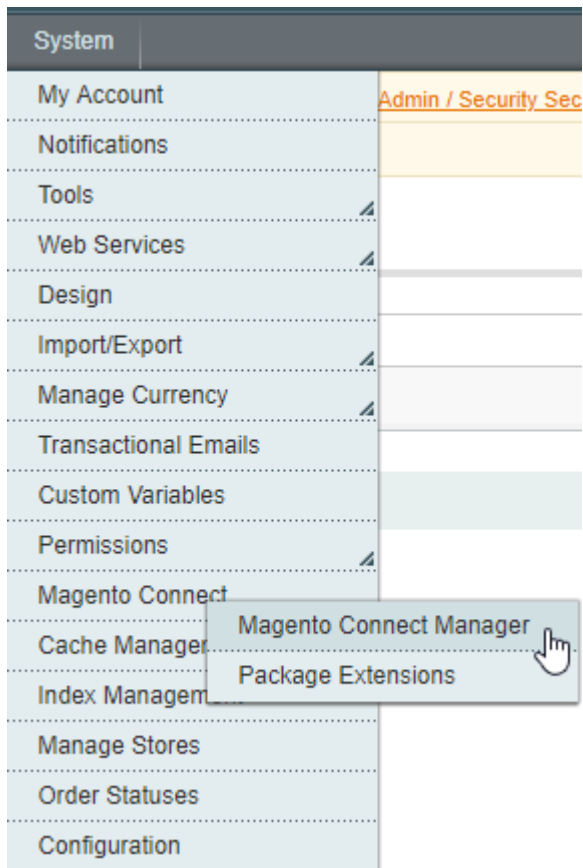


## Magento 1 manual installation

1. In the menu go to 'System', then 'Magento Connect' and then 'Magento Connect Manager'.



2. Enter your login credentials again.
3. Select the Magento 1 tgz file and click 'Upload'.

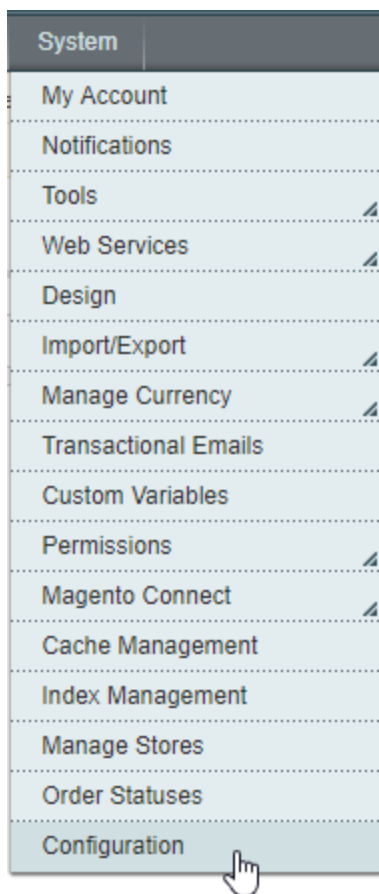


- The following will show at the bottom of the page.

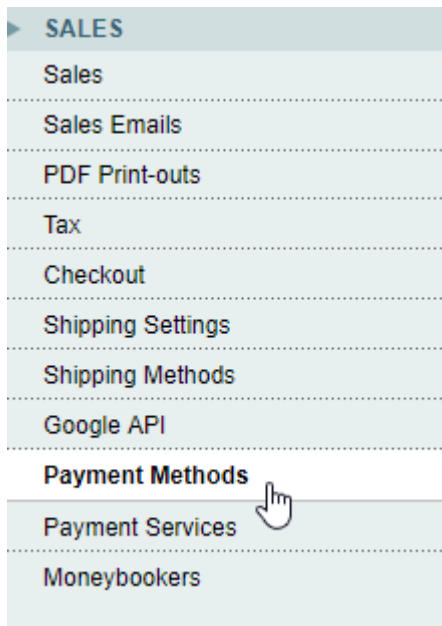
```
Auto-scroll console contents
Package installed:
community EMS_Payment 0.9.1
Cleaning cache
Cache cleaned successfully
```

Procedure completed. Please check the output frame for useful information and refresh the page to see changes.

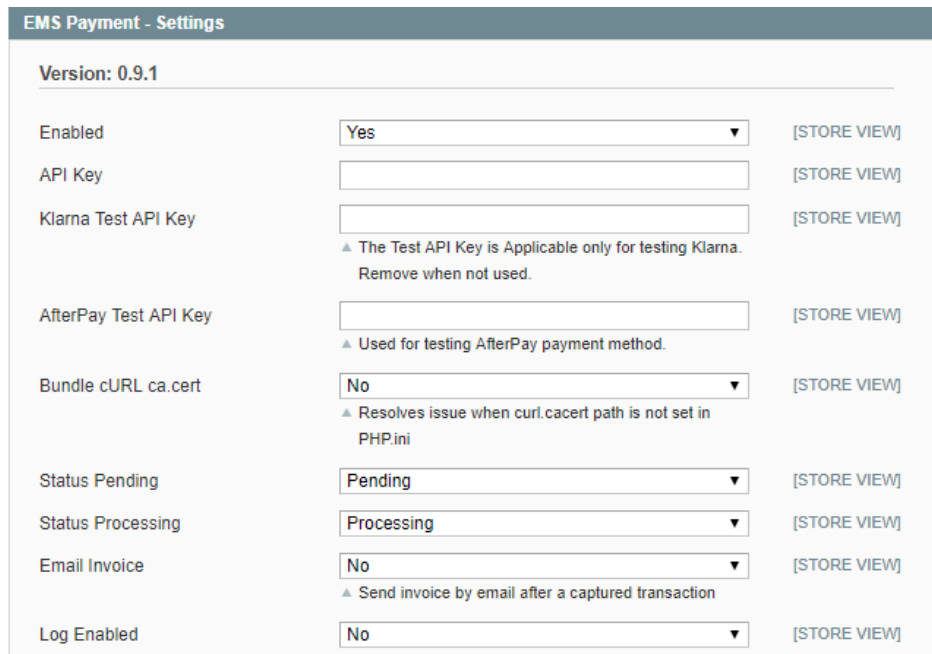
- Click 'Return to Admin' at the top of the page.
- In the menu go to 'System' and then 'Configuration'.



7. In the left menu go to 'Payment Methods'.



8. Look for 'EMS Payment - Settings' and click on it. The following window will expand.



9. Fill in the API key you received in the field 'API key'. Leave the rest as is.

- Click on any of the 'EMS - Payment' methods you'd like to activate for your webshop. Click on the dropdown next to 'Enabled' and select yes. Leave the rest as is.

EMS Payment - iDEAL		
Enabled	<input type="text" value="Yes"/>	[STORE VIEW]
Title	<input type="text" value="iDEAL"/>	[STORE VIEW]
Description	<input type="text" value="iDEAL"/>	[STORE VIEW]
Send an order confirmation email to the shopper	<input type="text" value="Direct"/>	[STORE VIEW]
Payment from Applicable Countries	<input type="text" value="All Allowed Countries"/>	[STORE VIEW]
Allow payment from specific countries using this payment method	<input type="text" value="Afghanistan"/> <input type="text" value="Åland Islands"/> <input type="text" value="Albania"/> <input type="text" value="Algeria"/> <input type="text" value="American Samoa"/> <input type="text" value="Andorra"/> <input type="text" value="Angola"/> <input type="text" value="Anguilla"/> <input type="text" value="Antarctica"/> <input type="text" value="Antigua and Barbuda"/>	[STORE VIEW]
Sort order	<input type="text" value="101"/>	[STORE VIEW]

- Press 'Save Config' in the top right corner.
- You're done, the active payment methods should be visible in the checkout of your webshop.