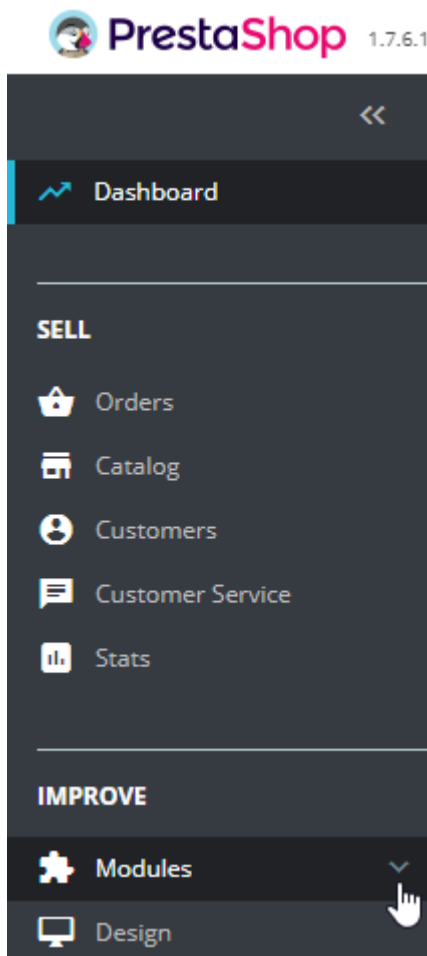
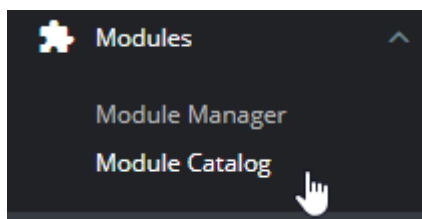


Prestashop 1.7 manual installation

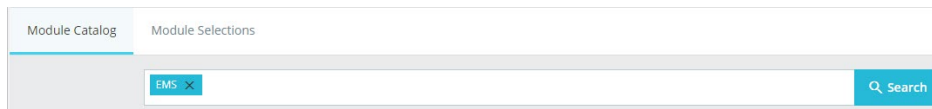
1. Upload all files from the Prestashop ZIP using an FTP client to <prestashop17_home_dir>/modules/.
2. In the menu hover over 'Modules' and click the down arrow.



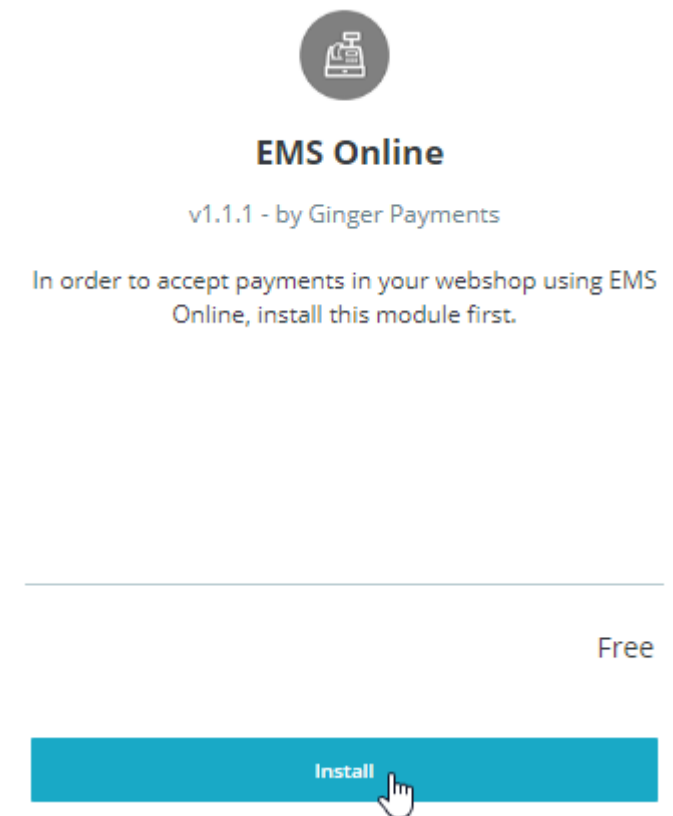
3. Then click on 'Module Catalog'.



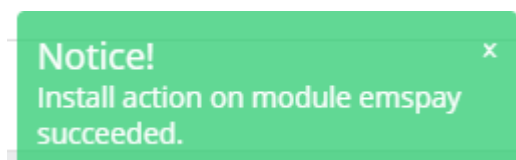
4. Search for 'EMS'.



5. Click on 'Install' for 'EMS Online'.



6. A pop up will show saying installation was succesful.



7. Click on 'Configure'.
8. Fill in the API key you received in the field 'API key'. Leave the rest as is. Save.
9. Go back to 'Module Catalog'. Click on 'Install' for every payment method you'd like to activate for your webshop.
10. You're done, the active payment methods should be visible in the checkout of your webshop.