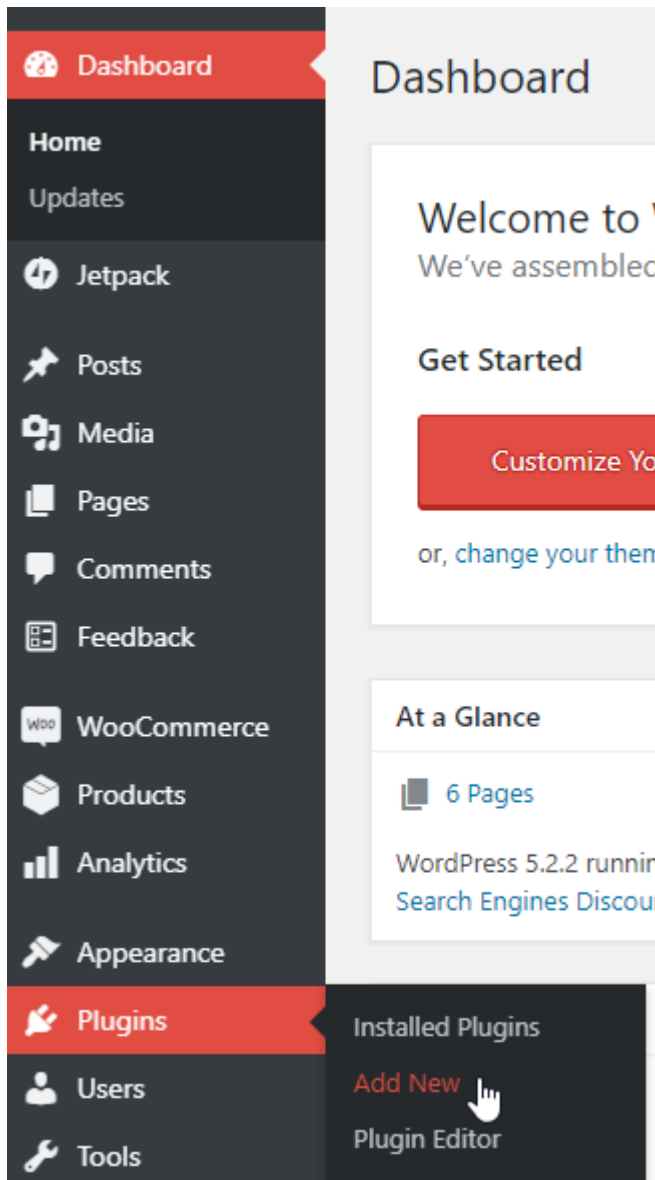
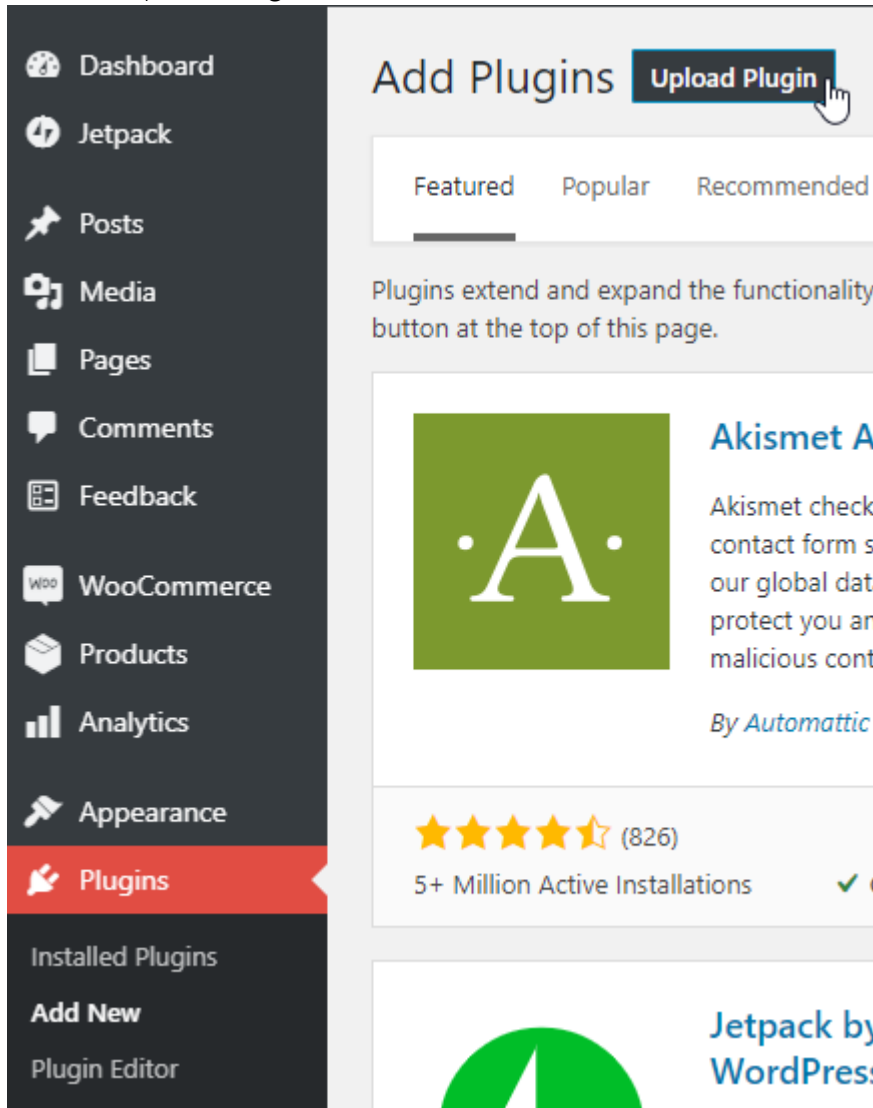


WooCommerce manual installation

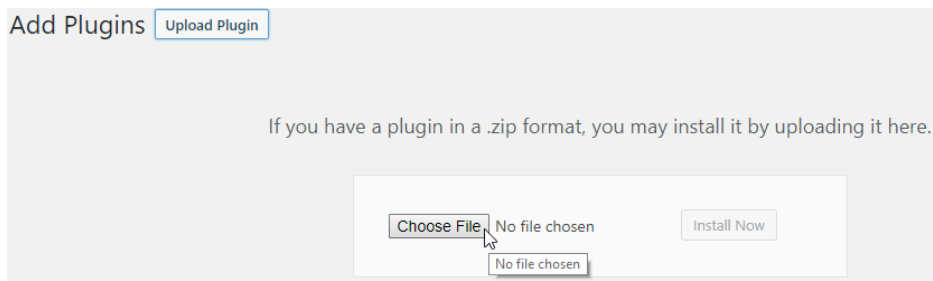
1. In the menu go to 'Plugins'. Click 'Add New'.



2. Click on 'Upload Plugin'.

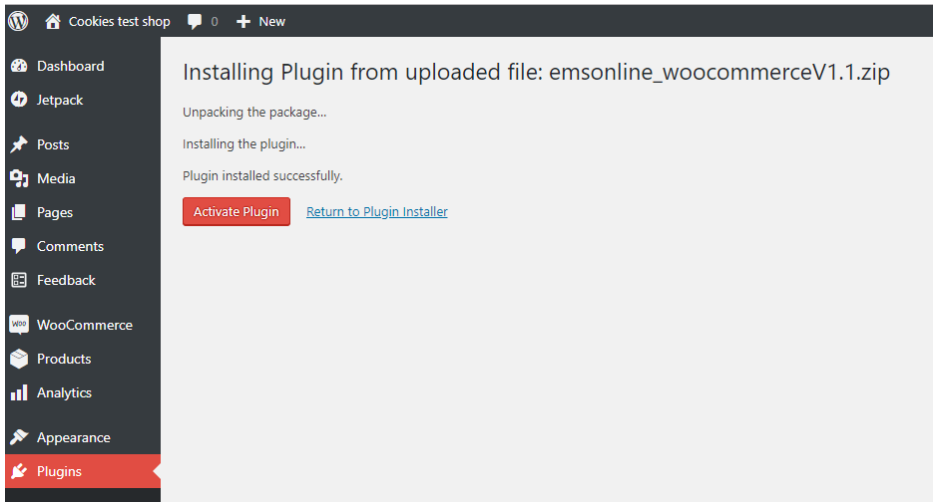


3. Click on 'Choose File' and select the WooCommerce ZIP file.

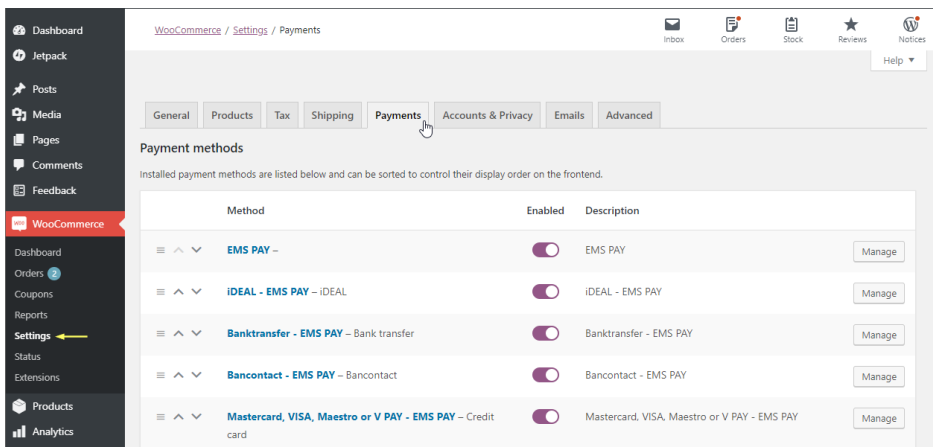


4. Click on 'Install Now'.

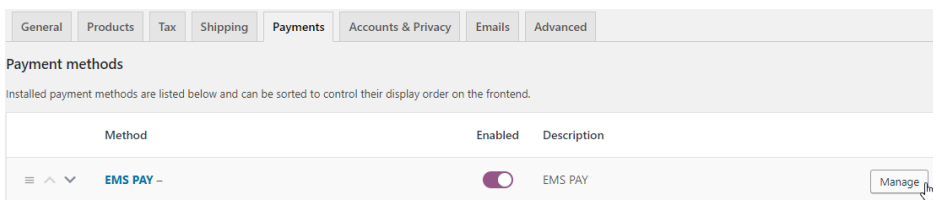
5. Click on 'Activate Plugin'.



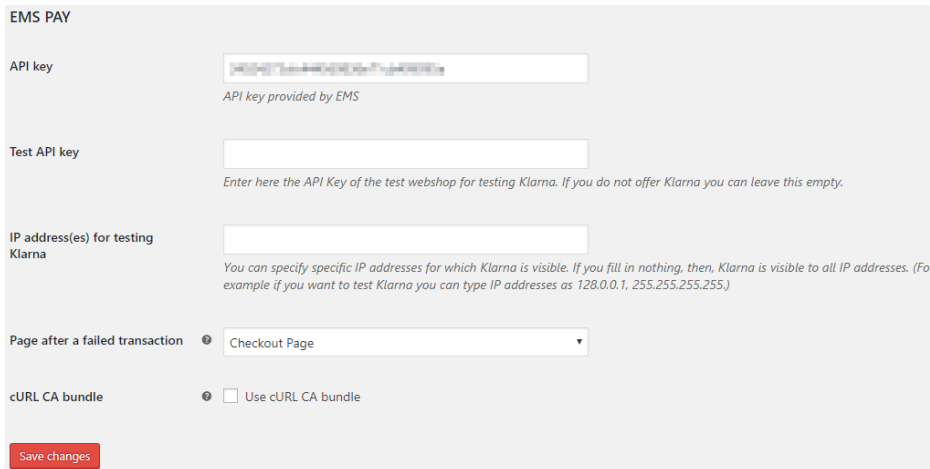
6. Go to 'WooCommerce' in the menu and then 'Settings'. Click on 'Payments' in the top menu.



7. Click 'Manage' next to 'EMS PAY'.



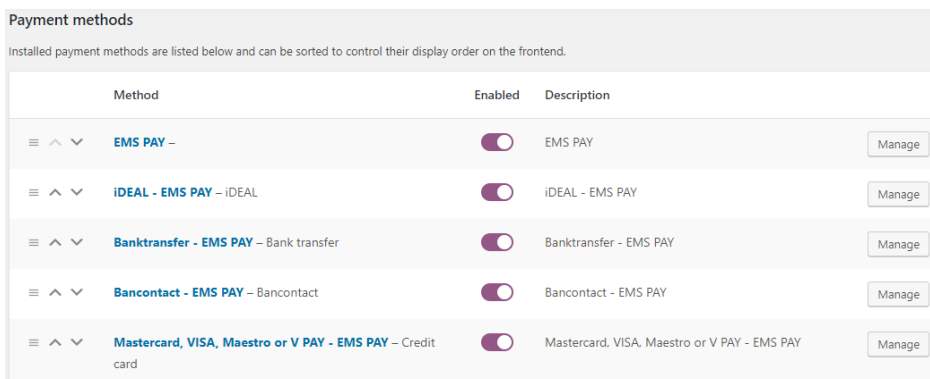
- Fill in the API key you received in the field 'API key'. Leave the rest as is. Save.



The screenshot shows the 'EMS PAY' configuration interface. It includes the following fields and options:

- API key:** A text input field containing a masked API key. Below it, the text reads 'API key provided by EMS'.
- Test API key:** An empty text input field. Below it, the text reads 'Enter here the API Key of the test webshop for testing Klarna. If you do not offer Klarna you can leave this empty.'
- IP address(es) for testing Klarna:** An empty text input field. Below it, the text reads 'You can specify specific IP addresses for which Klarna is visible. If you fill in nothing, then, Klarna is visible to all IP addresses. (For example if you want to test Klarna you can type IP addresses as 128.0.0.1, 255.255.255.255.)'
- Page after a failed transaction:** A dropdown menu with 'Checkout Page' selected.
- cURL CA bundle:** A checkbox labeled 'Use cURL CA bundle' which is currently unchecked.
- Save changes:** A red button at the bottom left.

- Enable the payment methods you'd like to activate for your webshop.



The screenshot shows the 'Payment methods' configuration page. It includes the following table:

Method	Enabled	Description	
EMS PAY –	<input checked="" type="checkbox"/>	EMS PAY	Manage
IDEAL - EMS PAY – IDEAL	<input checked="" type="checkbox"/>	IDEAL - EMS PAY	Manage
Banktransfer - EMS PAY – Bank transfer	<input checked="" type="checkbox"/>	Banktransfer - EMS PAY	Manage
Bancontact - EMS PAY – Bancontact	<input checked="" type="checkbox"/>	Bancontact - EMS PAY	Manage
Mastercard, VISA, Maestro or V PAY - EMS PAY – Credit card	<input checked="" type="checkbox"/>	Mastercard, VISA, Maestro or V PAY - EMS PAY	Manage

- You're done, the active payment methods should be visible in the checkout of your webshop.